




Insert/replace battery **Putting in operation** **FCT10**



Insert battery




Enter Start-up code (IB code)
(Factory setting 12345678)




Press "key" switch


Alter start-up code (IB code)/Enter a personal IB code




Press "key" switch




Enter **valid** IB code




Press "key" switch




Enter **new** IB code



Press "key" switch




Enter **new** IB code once again




Press "key" switch

10.2004 TR20A007 RE


Enter/alter of access codes **FCT10**




Press "key" switch




Enter **valid** IB code




Press "key" switch




Enter number of storage place (0...9)



Press "key" switch




Enter access code (2...6 digits)




Press "key" switch


Copying radio code from a hand transmitter




Enter valid access code




Position hand transmitter



Press desired button of hand transmitter and hold it pressed



Press "key" switch and hold it pressed



Wait for short sound signals, afterwards appears a long sound signal. Release buttons.